



syn1588<sup>®</sup>

Version 1.4 – October 2018

## Abstract

This application note briefly describes how to run the syn1588<sup>®</sup> PTP Stack on Windows PCs as service that may be automatically started if the PC is booted.

## Introduction

On PCs running Windows 7 (32 bit and 64 bit), Windows 10 or Windows Server 2016, it is possible to run the syn1588<sup>®</sup> PTP Stack as a Windows Service in the background. One needs to download the “Non-Sucking Service Manager”. Make sure you have Administrator privileges because you need them for the installation process.

Use the following instructions to set up the syn1588<sup>®</sup> PTP Stack as a Windows Service:

1. First download and extract the “Non-Sucking Service Manager” Tool (<https://nssm.cc/download>)
2. Open the command line tool in Windows and enter following command to start the nssm service installer:

```
<path>\nssm.exe install ptp
```

<path> corresponds to the directory containing the executable nssm tool, like “nssm.exe”.

3. Enter the path to the syn1588<sup>®</sup> PTP Stack as well as additional arguments

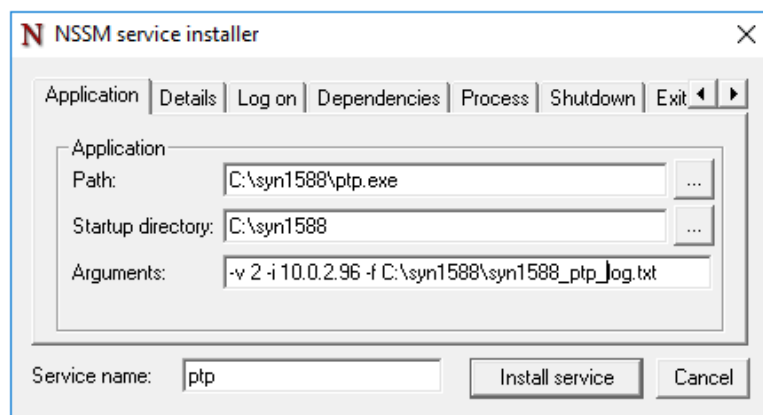


Figure 1: Enter application path and arguments

- Navigate to the tab “Details” and enter a display name and a description for the service.

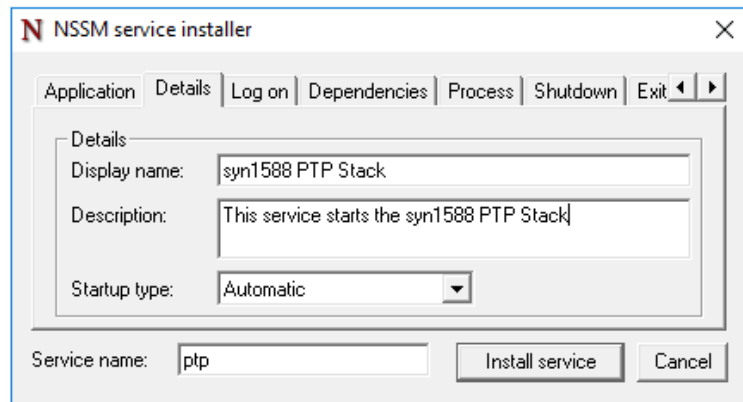


Figure 2: Enter display name and description

- Click “Install service” to install the syn1588<sup>®</sup> PTP Stack as windows service.
- Run the services applet and check if the syn1588<sup>®</sup> PTP Stack is entered as service.

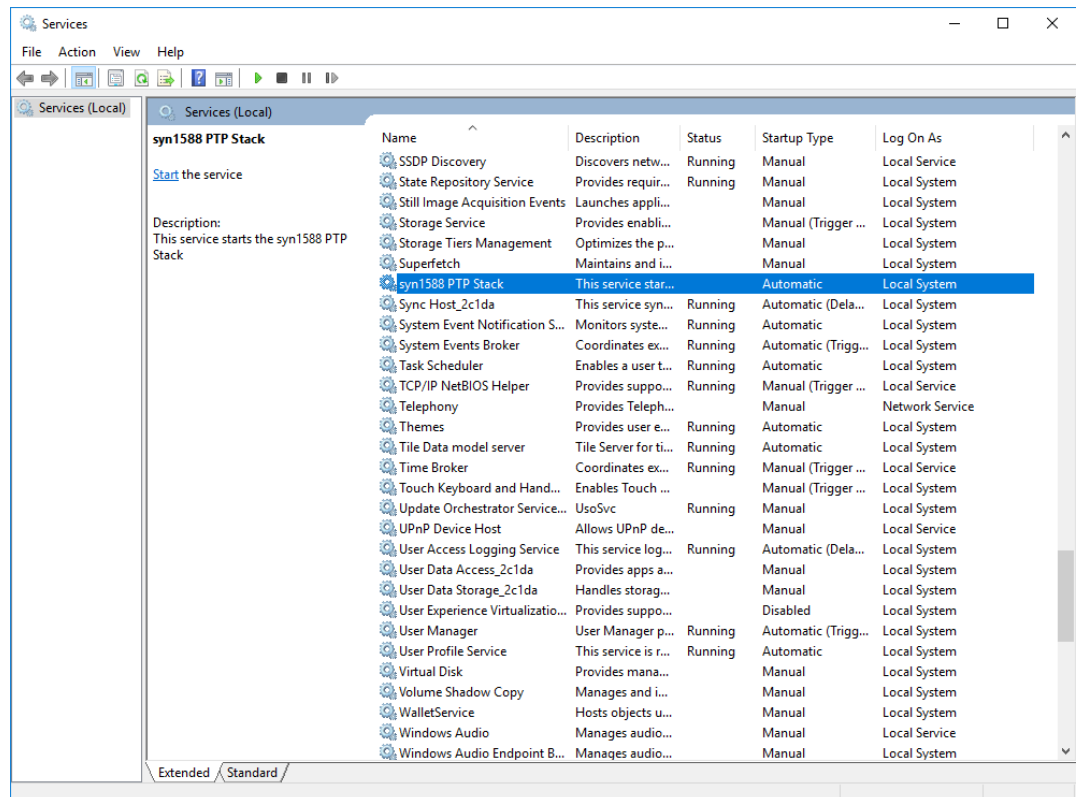


Figure 3: Windows services applet

7. For Windows 10 it is necessary to disable the fast startup mode. For that navigate to Power Options → System Settings and uncheck “Turn on fast startup”

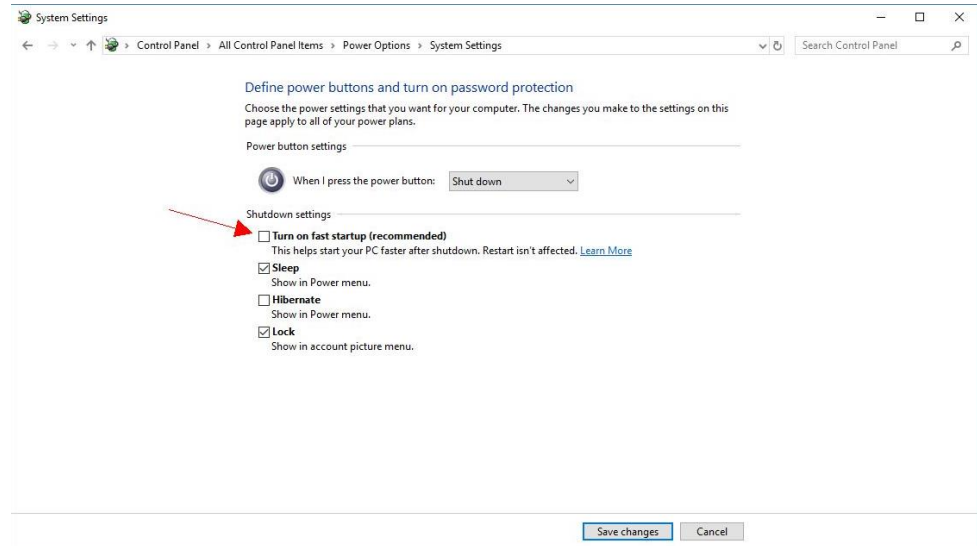


Figure 4: Disable fast startup mode for Windows 10

8. Now the syn1588<sup>®</sup> PTP Stack is configured as Windows Service to run automatically when the system is started.

## Summary

This application note gives a brief introduction on how to run the syn1588<sup>®</sup> PTP Stack as Windows Service.



The Flavour of Excellence

Franzosengraben 8

A-1030 Vienna

Austria

<http://oregano.at>

[contact@oregano.at](mailto:contact@oregano.at)

Copyright © 2018

Oregano Systems – Design & Consulting GmbH

ALL RIGHTS RESERVED.

Oregano Systems does not assume any liability arising out of the application or use of any product described or shown herein nor does it convey any license under its patents, copyrights, or any rights of others.

Licenses or any other rights such as, but not limited to, patents, utility models, trademarks or tradenames, are neither granted nor conveyed by this document, nor does this document constitute any obligation of the disclosing party to grant or convey such rights to the receiving party.

Oregano Systems reserves the right to make changes, at any time without notice, in order to improve reliability, function or design. Oregano Systems will not assume responsibility for the use of any circuitry described herein.

All trademarks used in this document are the property of their respective owners.